

Integrating an NSC Calendar into your own Google Calendar.

UPDATED: 16 October 2009 - new URL in iCal format

Each NSC Calendar may be linked to your own Google Calendar by following a few easy steps.

Open your Google Calendar Application, and, **for each NSC calendar you wish to include**, do the following:

1. Open the **Other Calendars** section on the left site of the calendar window (if not already opened);

[Gmail](#) [Calendar](#) [Documents](#)

Google
Calendar BETA

[Create Event](#)
[Quick Add](#)
[Tasks](#) New!

« June 2009 »

M	T	W	T	F	S	S
25	26	27	28	29	30	31
1	2	3	4	5	6	7
8	9	10	11	12	13	14
15	16	17	18	19	20	21
22	23	24	25	26	27	28
29	30	1	2	3	4	5

► My calendars

▼ Other calendars

Add a friend's calendar

Phases of the Moon ▼

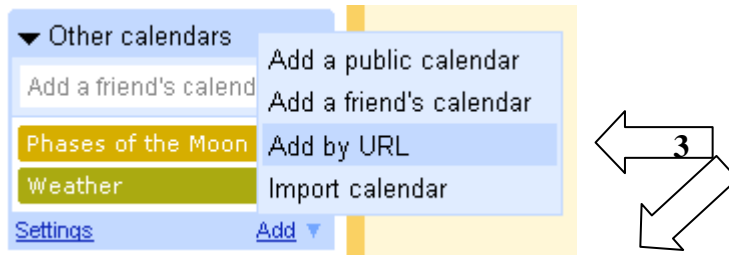
Weather ▼

[Settings](#) [Add](#) ▼

1 →

2 →

- Click the [Add](#) link in the lower left corner of that section;
- Select and click the **Add by URL** menu item; this will open a new page with a form;



Add Other Calendar

[Browse Calendars](#) [Friends' Calendars](#) **Add by URL** [Import calendar](#)

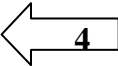
Public Calendar Address:

If you know the address to a calendar (in iCal format), you can type the address here.

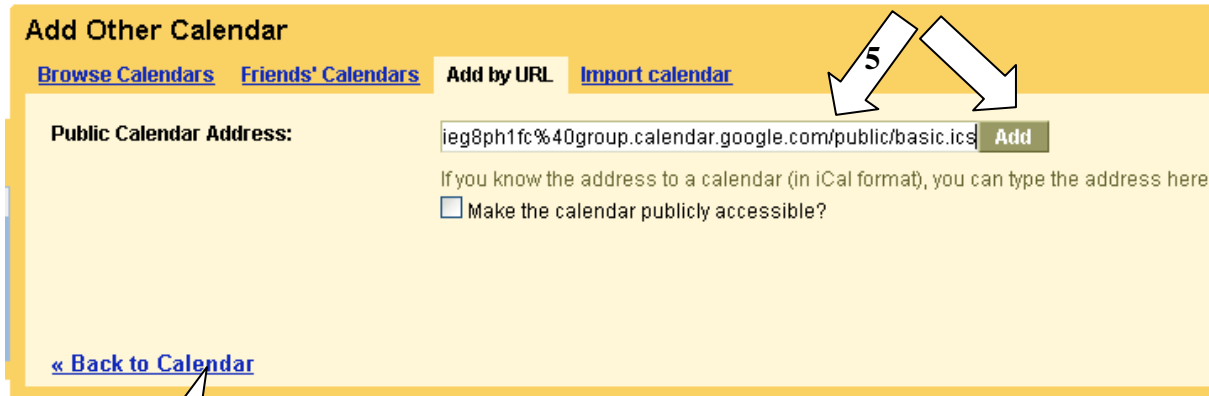
Make the calendar publicly accessible?

- In the following table, **cut the URL** (in iCal format) for the NSC Calendar you want to integrate:

NSC Calendar	URL (in iCal format)
Fleet	http://www.google.com/calendar/ical/r4mo5fvchh0ilvg23sgamq1u8s%40group.calendar.google.com/public/basic.ics
Holidays	http://www.google.com/calendar/ical/m1lvhqstn8gikgc43so0eg6qp4%40group.calendar.google.com/public/basic.ics
Office	http://www.google.com/calendar/ical/3veo7cu2hd5vg6uue7e845v9gk%40group.calendar.google.com/public/basic.ics
Others	http://www.google.com/calendar/ical/glm8msl3khc7jbcuufq81b99i8%40group.calendar.google.com/public/basic.ics
PR	http://www.google.com/calendar/ical/7fmuhr6gh4d1e7o7q4naha6n3c%40group.calendar.google.com/public/basic.ics
Social	http://www.google.com/calendar/ical/b1hvkuju2g7ldnh5vdg87oih34%40group.calendar.google.com/public/basic.ics
Speakers	http://www.google.com/calendar/ical/nsc-speakersprogram%40nsc.ca/public/basic.ics



5. Paste it into the “Public Calendar Address:” box; then click the **Add** button.



The screenshot shows the 'Add Other Calendar' interface. At the top, there are four tabs: 'Browse Calendars', 'Friends' Calendars', 'Add by URL', and 'Import calendar'. The 'Add by URL' tab is selected. Below the tabs, there is a text input field labeled 'Public Calendar Address:' containing the URL 'ieg8ph1fc%40group.calendar.google.com/public/basic.ics'. To the right of the input field is an 'Add' button. Below the input field, there is a checkbox labeled 'Make the calendar publicly accessible?'. At the bottom left of the form, there is a link labeled '« Back to Calendar'. Two white arrows with black outlines point to the 'Add' button and the '« Back to Calendar' link. The number '5' is written inside the arrow pointing to the 'Add' button.

6. Click [Back To Calendar](#).

You should now see the NSC calendar of your choice under "Other Calendars" on your main Google calendar page.